Air2no touch function repair

Fault model: ipad air2

Symptom: Complete no touch function

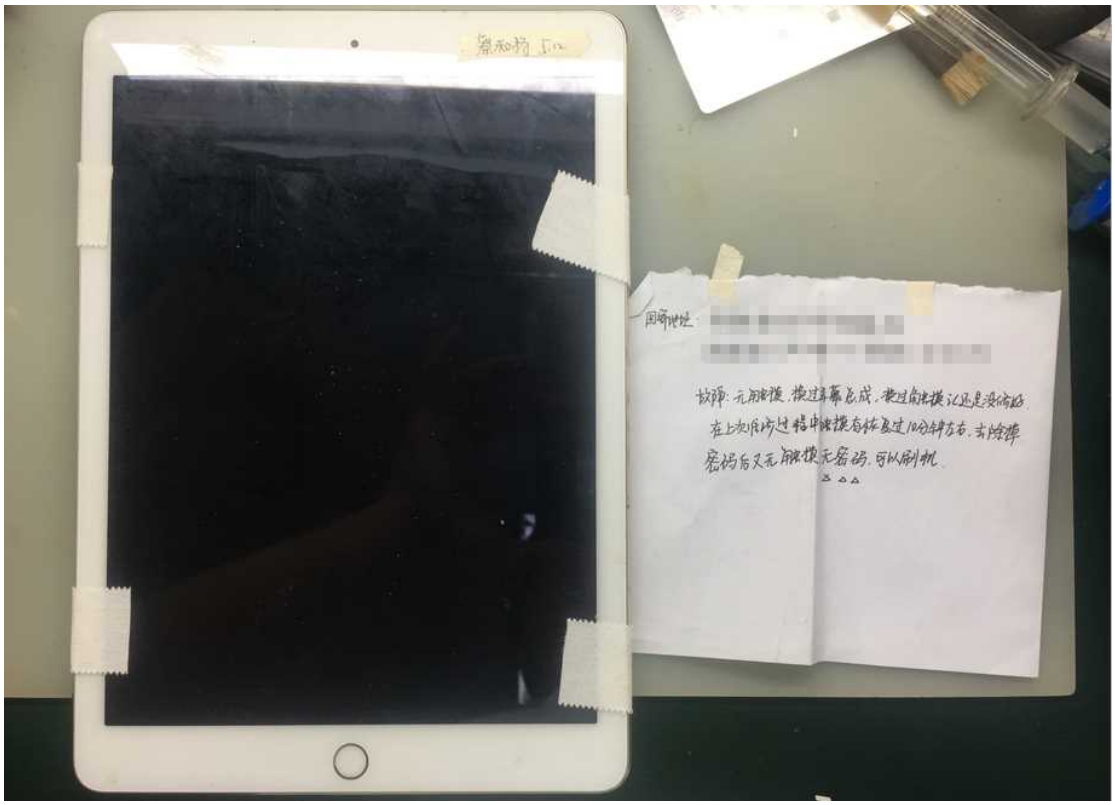

Maintenance process: The customer's description has changed the screen assembly and touch ic, in order to prevent the accident, in the secondary test screen, the fault remains.

According to the maintenance idea of repairing the touch of the mobile phone in the past, the touch connector is first measured on the ground value, and there is no abnormality.Unpack the protective iron on the touch chip.



It was found that there were burnt marks on the protective iron sheet. It was visually observed that the motherboard had already moved all three touch chips, as well as the Inductor and the diode.The Boardview and the circuit diagram Inductor and the diode are both boost

elements on the PPVDD_STINGER_BOOST line.

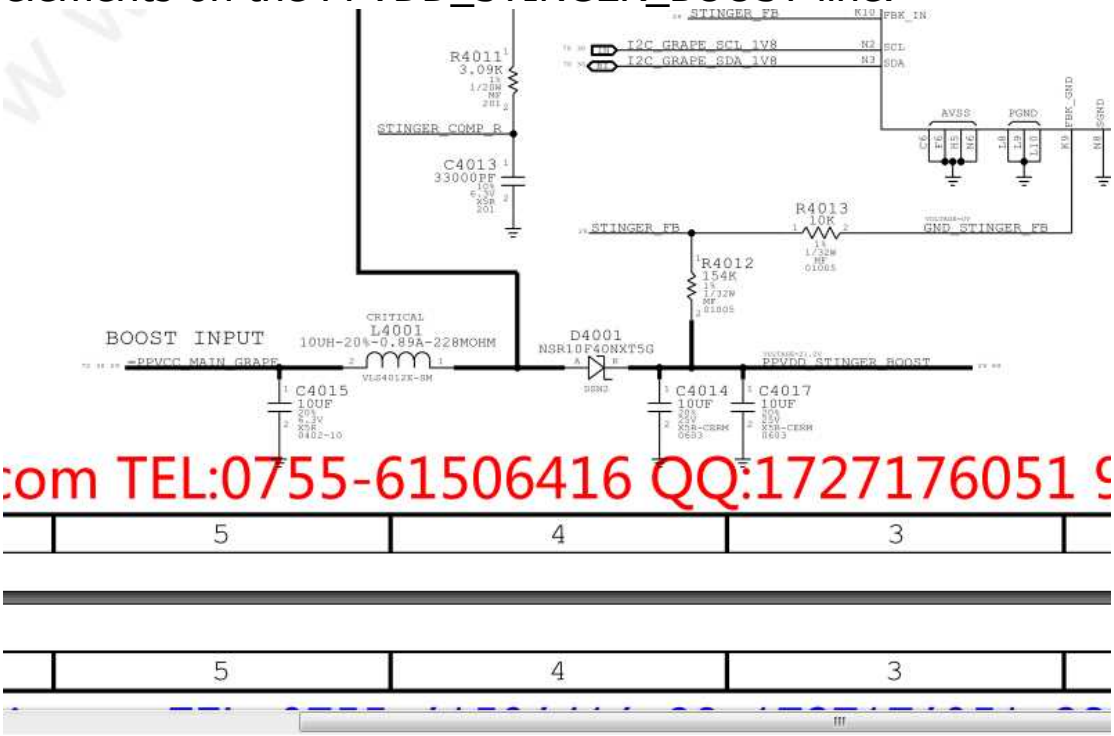

com TEL:0755-61506416 QQ:1727176051 9

Removing the boost Inductor measurement found that the Inductor has been opened.Replace the Inductor with the diode.



Repair result: After the replacement is completed, the system test is repaired.

